



Cochin Chamber of Commerce And Industry

Export Performance

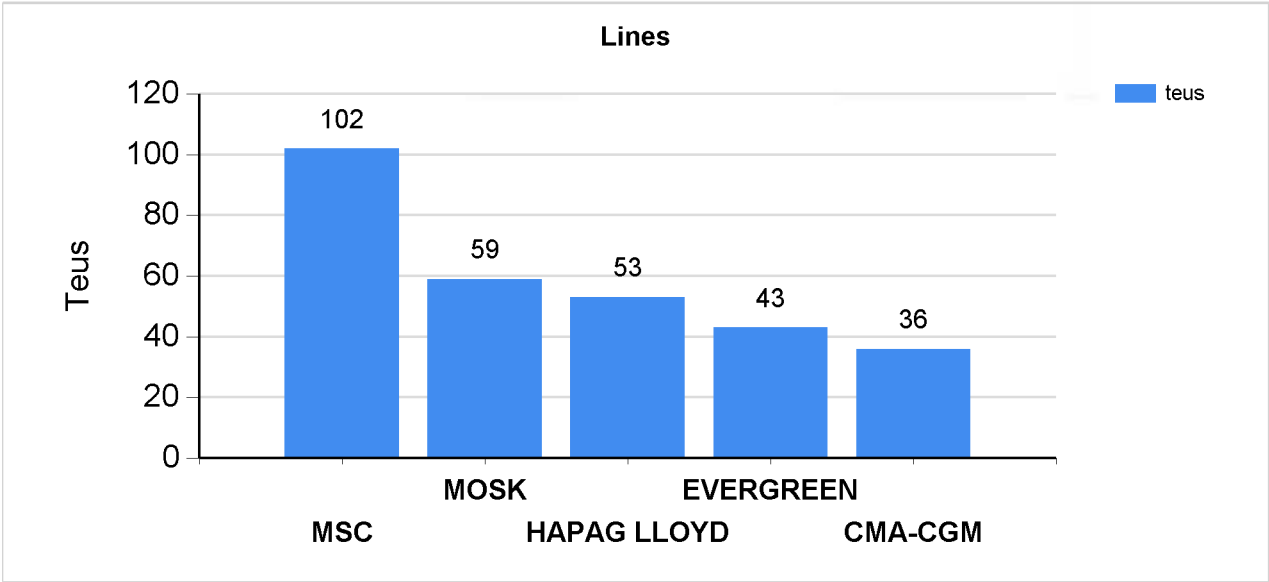
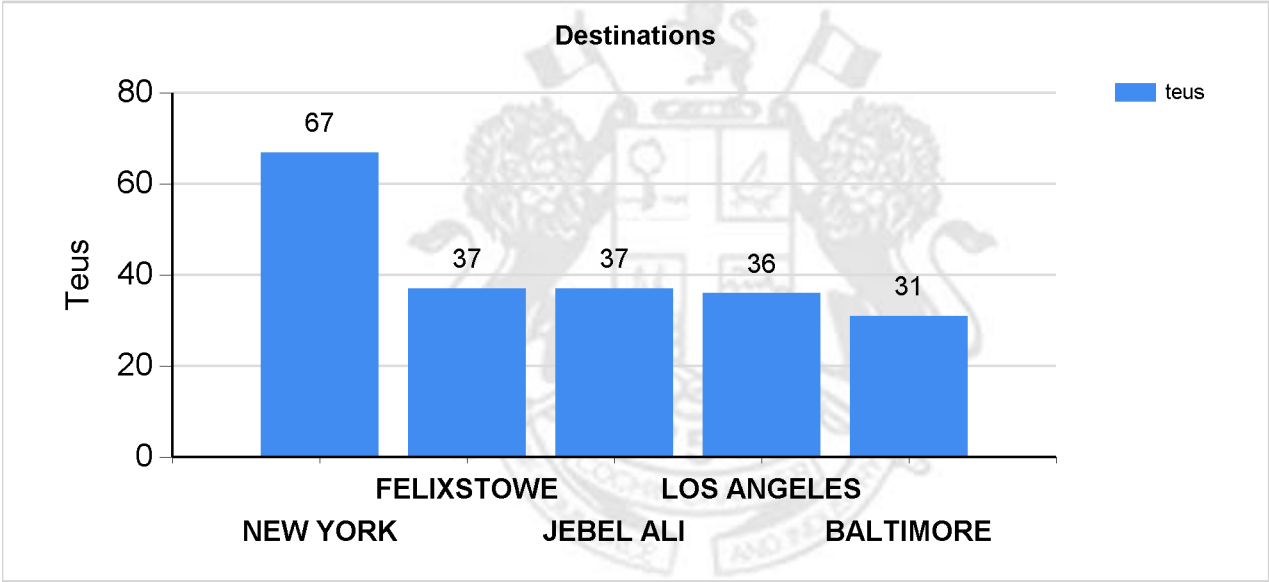
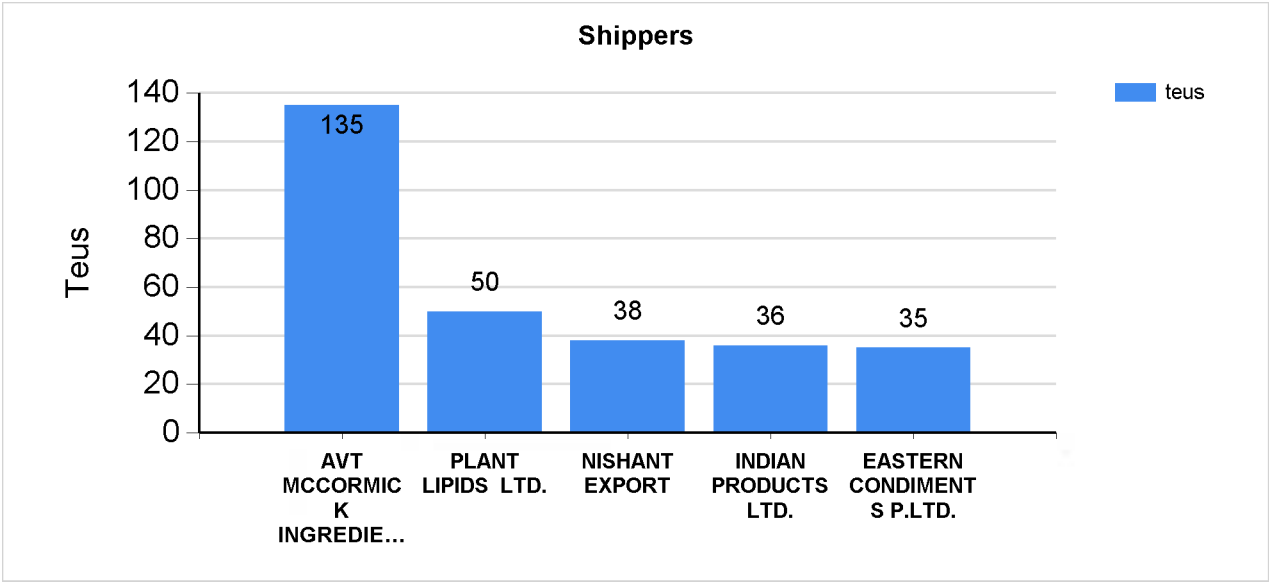
01/04/16 To 30/04/16

TOP 10 PERFORMERS SPICES

Shippers			
	Shipper	Quantity	% Share
1	AVT MCCORMICK INGREDIENTS LTD.	1563573	25.93
2	PLANT LIPIDS LTD.	480563	7.97
3	NISHANT EXPORT	437258	7.25
4	OLAM AGRO INDIA LTD.	411225	6.82
5	INDIAN PRODUCTS LTD.	382867	6.35
6	AB MAURI INDIA P.LTD.	338594	5.62
7	EASTERN CONDIMENTS P.LTD.	329391	5.46
8	NEDSPICE PROCESSING INDIA PVT LTD	194955	3.23
9	HERBAL ISOLATES P. LTD.	171520	2.84
10	G.R.K. & COMPANY	147175	2.44

Destinations			
	Port	Quantity	% Share
1	NEW YORK	714478	11.85
2	FELIXSTOWE	396446	6.58
3	BALTIMORE	381982	6.34
4	LOS ANGELES	353847	5.87
5	JEBEL ALI	339865	5.64
6	MELBOURNE	229160	3.8
7	TANJUNG PRIOK PORT	173000	2.87
8	DAMMAM	163291	2.71
9	FOS SURMER	155245	2.57
10	JEDDAH	150753	2.5

Lines			
	Lines	Quantity	% Share
1	MSC	1159479	19.23
2	MOSK	628186	10.42
3	HAPAG LLOYD	546447	9.06
4	EVERGREEN	469315	7.78
5	CMA-CGM	414300	6.87
6	MAERSK	333813	5.54
7	ZIM	315970	5.24
8	HYUNDAI	279553	4.64
9	NYK	224729	3.73
10	APL	221167	3.67



COCHIN CHAMBER OF COMMERCE AND INDUSTRY CONTAINER MOVEMENT-EXPORT - SPICES

01-APRIL-2016 TO 30-APRIL-2016

CIN U91110KL1938NPL001413

CARDAMOM

Exporter	Port	20'	40'	TEUS	QTY.(KGS)
A.V.THOMAS & CO. LTD.	JEDDAH	1	0	1	8000
AB MAURI INDIA P.LTD.	NEW YORK	0	1	2	17849
G.R.K. & COMPANY	JEBEL ALI	1	0	1	6000
INTEGRATED RESOURCES	JEBEL ALI	1	0	1	4000
KOLAMBIL TRADING	RIYADH	1	0	1	8000
MAS ENTERPRISES LTD.	JEDDAH	2	0	2	17000
MAS ENTERPRISES LTD.	RIYADH	1	0	1	8500
SAMEX AGENCY	BANDER ABBAS	2	0	2	16000
SAMEX AGENCY	DAMMAM	1	0	1	8000
SAMEX AGENCY	JEBEL ALI	6	0	6	37000
SAMEX AGENCY	JEDDAH	1	0	1	8000
SOUTH INDIAN GREEN CARDAMOM CO LTD	JEDDAH	1	0	1	8000
GRAND TOTAL		18	1	20	146349

CHILLIES

Exporter	Port	20'	40'	TEUS	QTY.(KGS)
AB MAURI INDIA P.LTD.	FELIXSTOWE	0	1	2	15900
AMEEN EXPORTS & IMPORTS(P)LTD.	SOHAR	1	0	1	16500
AVT MCCORMICK INGREDIENTS LTD.	DURBAN	1	0	1	12500
AVT MCCORMICK INGREDIENTS LTD.	TALLINN	1	0	1	5625
INDIAN PRODUCTS LTD.	LIVORNO	1	0	1	7875
INDIAN PRODUCTS LTD.	LOS ANGELES	0	1	2	13920
INDIAN PRODUCTS LTD.	STURTEVANT	0	2	4	39875
NISHANT EXPORT	LOS ANGELES	0	1	2	20003
SYNTHITE INDUSTRIES LTD.	NEW YORK	1	0	1	15172
SYNTHITE INDUSTRIES LTD.	ROTTERDAM	0	1	2	14000
V.K.L.SEASONING P.LTD.	TEMA	0	0	0	1512
GRAND TOTAL		5	6	17	162882

GINGER

Exporter	Port	20'	40'	TEUS	QTY.(KGS)
AVT MCCORMICK INGREDIENTS LTD.	FOS SURMER	0	1	2	22050
AVT MCCORMICK INGREDIENTS LTD.	ROTTERDAM	1	0	1	10000
AVT MCCORMICK INGREDIENTS LTD.	TORONTO	0	1	2	12500
BAFNA ENTERPRISES	NEW YORK	1	0	1	13500
G.R.K. & COMPANY	OAKLAND	0	1	2	18000
G.R.K. & COMPANY	SHARJAH	0	1	2	25000
GOOD EARTH ORGANIC	HAMBURG	1	0	1	6000
GOPAL REFINERIES&OIL MILLS	AJMAN	1	0	1	16080
INDIAN COMMERCIAL COMPANY	CASABLANCA	0	1	2	25000
NATURE PEARLS P.LTD.	HAMBURG	1	0	1	10000
NEDSPICE PROCESSING INDIA PVT LTD	HOCHIMIN CITY	0	1	2	25000
GRAND TOTAL		5	6	17	183130

PEPPER

Exporter	Port	20'	40'	TEUS	QTY.(KGS)
AB MAURI INDIA P.LTD.	DALLAS	0	1	2	16329

AB MAURI INDIA P.LTD.	JACKSONVILLE	0	2	4	39190
AB MAURI INDIA P.LTD.	NEW YORK	0	1	2	24993
AB MAURI INDIA P.LTD.	NORFOLK	1	0	1	14991
AKAY FLAVOURS & AROMATICS LTD.	MARSEILLES	1	0	1	16200
AL-JAMIA ENTERPRISES	JEDDAH	0	1	2	24000
AVT MCCORMICK INGREDIENTS LTD.	BALTIMORE	0	1	2	23632
AVT MCCORMICK INGREDIENTS LTD.	KARACHI	0	3	6	75000
AVT MCCORMICK INGREDIENTS LTD.	KEELUNG	1	0	1	6850
AVT MCCORMICK INGREDIENTS LTD.	OPELOUSAS	0	1	2	18144
AVT MCCORMICK INGREDIENTS LTD.	SOMERCOTES	1	0	1	12500
AVT MCCORMICK INGREDIENTS LTD.	TALLINN	1	0	1	12500
AVT NATURAL PRODUCTS LTD.	BALTIMORE	1	0	1	9868
AVT NATURAL PRODUCTS LTD.	MANZANILLO	0	1	2	20000
BOS NATURAL FLAVORS P.LTD.	CAPE TOWN	1	0	1	15000
BOS NATURAL FLAVORS P.LTD.	CONSTANTZA	1	0	1	15000
INDIAN PRODUCTS LTD.	FELIXSTOWE	0	0	0	4231
INDIAN PRODUCTS LTD.	GOTHENBURG	3	1	5	57000
INDIAN PRODUCTS LTD.	WARRINGTON	1	0	1	4320
KISHORE SPICES CO.	WAUWATOSA	1	0	1	12000
NEDSPICE PROCESSING INDIA PVT LTD	KOBE	3	0	3	45000
NEDSPICE PROCESSING INDIA PVT LTD	LOS ANGELES	0	1	2	18960
NISHANT EXPORT	AUCKLAND	0	0	0	9430
NISHANT EXPORT	LOS ANGELES	1	1	3	38986
NISHANT EXPORT	MELBOURNE	2	1	4	46500
NISHANT EXPORT	NEW YORK	1	6	13	154637
NISHANT EXPORT	OAKLAND	0	1	2	17962
NISHANT EXPORT	SOUTHAMPTON	1	0	1	16000
NISHANT EXPORT	SYDNEY	1	0	1	13000
NISHANT EXPORT	TILBURY	1	0	1	12000
OLAM AGRO INDIA LTD.	LOS ANGELES	1	2	5	50499
OLAM AGRO INDIA LTD.	SYDNEY	1	0	1	16000
OLAM AGRO INDIA LTD.	TANJUNG PRIOK PORT	0	2	4	49000
PEERMADE DEVELOPMENT SOCIETY	NEW YORK	1	0	1	9979
PLANT LIPIDS LTD.	FELIXSTOWE	0	1	2	19375
PLANT LIPIDS LTD.	MIAMI	0	2	4	36741
PLANT LIPIDS LTD.	NEW YORK	0	2	4	41958
PLANT LIPIDS LTD.	ODESSA	0	1	2	18000
PLANT LIPIDS LTD.	ST.PETERSBURG	0	1	2	18000
PLANTRICH AGRI TECH P.LTD.	FELIXSTOWE	0	1	2	20000
PLANTRICH AGRI TECH P.LTD.	HAMBURG	2	0	2	17000
SYNTHITE INDUSTRIES LTD.	NEW YORK	3	0	3	41027
GRAND TOTAL		31	34	99	1131802
SPICES OTHERS					
Exporter	Port	20'	40'	TEUS	QTY.(KGS)
A.K.M.SULAIMAN	JEBEL ALI	0	1	2	16000
AB MAURI INDIA P.LTD.	JACKSONVILLE	0	1	2	19595
AB MAURI INDIA P.LTD.	LAUTOKA	1	0	1	17075
AB MAURI INDIA P.LTD.	LOS ANGELES	1	0	1	13290
AB MAURI INDIA P.LTD.	NEW ORLEANS	0	2	4	36559
AB MAURI INDIA P.LTD.	NEW YORK	0	3	6	64064

AB MAURI INDIA P.LTD.	SAN PEDRO	0	1	2	19459
-----------------------	-----------	---	---	---	-------